

Navigating the UCR End of Term SET Dashboard

You can also use the following video as a guide: [Navigating the UCR End of Term SET Dashboard](#).

1. Once you log in to <https://ucrcourseevals.qualtrics.com> and navigated to the UCR End of Term SET Dashboard, the first page you see will be the End of Term Response Rates.
 - On this page, you will be able to see the response rates for any courses an End of Term SET evaluation was conducted.

End of Term Response Rates - Instructor

Pages Filters Teacher ID: ievaltest Teacher ID: ievaltest Term: All Course: All Section: All

End of Term Response Rates - Instructor
End of Term Results - Instructor
End of Term Filtering - Instructor

UC RIVERSIDE

This page allows you to view the end-of-quarter SET response rates.

Response Rates

Response Rate Table

Term	Course	Instructor Last Name
Summer2025Test	Test010	test

- Instructors can refine results by selecting any combination of the Term, Course, and Section you are interested in viewing the response rates for.
 - o Chairs will have the ability to filter by instructor.
 - o Deans will have the ability to filter by department and instructor.

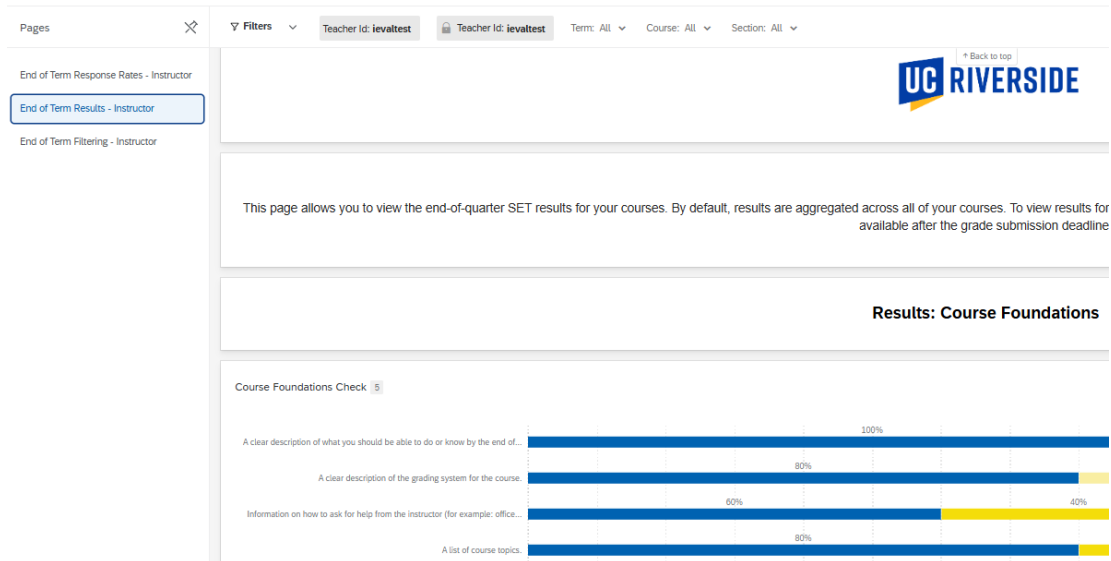
End of Term Response Rates - Instructor

Pages Filters Teacher ID: ievaltest Teacher ID: ievaltest Term: All Course: All Section: All

End of Term Response Rates - Instructor
End of Term Results - Instructor
End of Term Filtering - Instructor

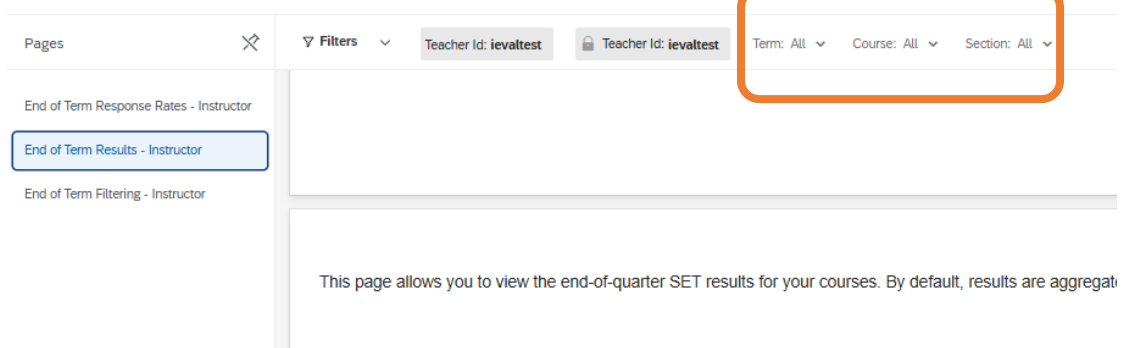
2. Click on the End of Term Results page and you will see your results for the End of Term SET for any courses an evaluation was conducted.
 - This page provides you an overview of your End of Term SET results.

End of Term Results - Instructor

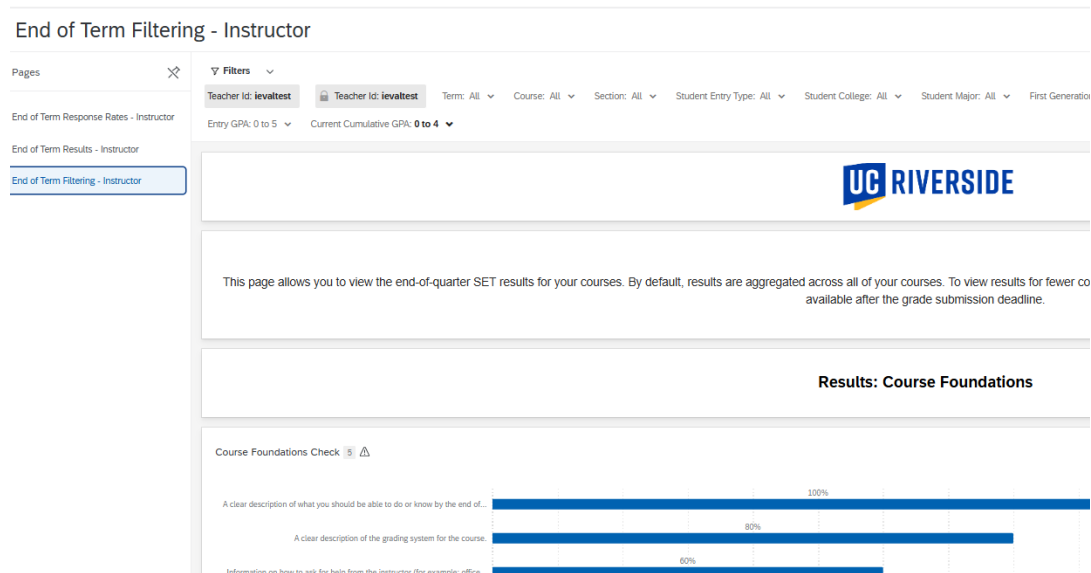


- Instructors can refine your results by selecting any combination of the Term, Course, and Section you are interested in viewing the results for.
 - o Chairs will have the ability to filter by instructor.
 - o Deans will have the ability to filter by department and instructor.

End of Term Results - Instructor



3. Click on the End of Term Filtering page and you will see your results for the End of Term SET for any courses an evaluation was conducted.
 - This page gives you the option to filter results by any number of student demographics so that you can dig deeper into how varying groups of students evaluated your course(s).



- In addition to refining your results by Term, Course, and Section, you will be able to filter your results with any combination of 10 additional student demographic filters that include Student Entry Type, Student College, Student Major, First Generation, Low-Income, Underrepresented Minority Status, Student Ethnicity, Student Gender, Entry GPA, and Current Cumulative GPA.
 - o Chairs will have the ability to filter by instructor.
 - o Deans will have the ability to filter by department and instructor.

When filtering, please keep in mind that results will only be shown when there are more than three responses that can be displayed. If there are less than three responses, no results will be displayed and you will get the message displayed “No Data Found – your filters may be too exclusive”.

